

SAPHYR

71 7/8" x 38" x 22 3/8"



PRODUCT DESCRIPTION:

Adjustable feet
Contemporary style
Gloss finish resistant to stains and discoloration
Acrylic thermoformed and reinforced with fiberglass

5 days

WATER CAPACITY: 85 gallons	IMMERSION: 15 5/8 po
BOX SIZE: 74" x 42" x 24 1/2"	
NET WEIGHT: 126 lbs	GROSS WEIGHT: 146 lbs

The pump is installed behind the right backrest.

GENERAL OPTIONS

Acrylic Colors: White	Standard
Biscuit* and Bone* (Allow 3 weeks delivery)	Standard
Others*: (Allow 6 to 8 weeks delivery)	
Nuance*: (Allow 3 weeks delivery)	
Chromotherapy 1 light (Specify trim color)	17.99999.0000.00
Chromotherapy 2 lights (Specify trim color)	17.99999.0001.00
Chromotherapy 4 lights (Specify trim color)	17.99999.0002.00
Handle (max.4) (submit drawing with order)	95.7077.106.XX
D105 Waste (20") Chrome	62.4020.102.60
Drain Adapter D-111-ABS 62.6010.100.00 or D-111-PVC 62.6010.101.00	
Gel black neck pillow (12" x 4 1/4 x 1 1/4")	18.6000.100.20

WHIRLPOOL OPTIONS

Back jets can only be installed on left backrest. Pump on right - non negociable	
Whirlpool Jet finish: Chrome, White, Biscuit, Bone	Standard
110v Inline Heater	
Ozonator	
TurboAir (1)	

MASS-AIR/ACTIV-AIR OPTIONS

Mass-Air Jet finish: White/Chrome	Standard
Biscuit/Chrome	
Bone/Chrome	
Others: Chrome/Chrome	
Activ-Air Jet finish: Chrome, White, Biscuit, Bone	Standard
Blower Hose extension 36"	95.5013.116.00
Blower Hose extension 72"	95.5013.167.00
Blower Hose extension 96"	95.5013.168.00
144" Extension cord	95.3012.101.00

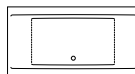
An extension cord and blower hose extension are necessary when the blower is located more than 2' from the electronic control, not available on whirlpool combos.

TONIC OPTIONS

Waste included for bathtub with Tonic system: Chrome	
Tonic Jet finish: White, Biscuit, Bone, Chrome	Standard

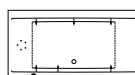
*Customized products, non cancellable, non returnable.

Possibility of installing Fen 990240 and Taron 990340 faucets, except if with Whirlpool system



Bathtub only

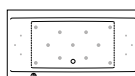
SY3872



Whirlpool

SY3872T

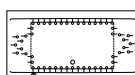
Included: 6 square turbo jets, 5 micro-rotating back jets, 13 A pump, diverter valve and electronic control.



Mass-Air

SY3872M

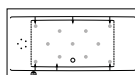
Included: 17 (11-6) injectors, Optima blower 750W (1 1/2h.p.) with 300W heating element and backlit electronic control.



Activ-Air

SY3872A

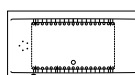
Included: 52 micro-jets, Optima blower 750W (1 1/2h.p.) with 300W heating element and backlit electronic control.



Mass-Air/Whirlpool Combo

SY3872C

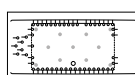
Included: 6 square turbo jets, 5 micro-rotating back jets, 11 Mass-Air injectors, 13 A pump, Optima blower 750W (1 1/2h.p.) with 300W heating element, diverter valve and backlit electronic control.



Activ-Air/Whirlpool Combo

SY3872CA

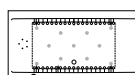
Included: 6 square turbo jets, 5 micro-rotating back jets, 36 chrome Activ-Air micro-jets, 13 A pump, Optima blower 750W (1 1/2h.p.) with 300W heating element, diverter valve and backlit electronic control.



Mass-Air/Activ-Air Combo

SY3872CMA

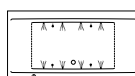
Included: 52 Activ-Air micro-jets, 11 Mass-Air injectors, two Optima blowers 750W (1 1/2h.p.) with 300W heating element and backlit electronic control.



Activ-Air/Mass-Air/Whirlpool Combo

SY3872TAM

Included: 6 square turbo jets, 5 micro-rotating back jets, 36 Activ-Air micro-jets, 11 Mass-Air injectors, 13 A pump, two Optima blowers 750W (1 1/2h.p.) with 300W heating element, diverter valve and backlit electronic control.



Tonic

SY3872Q

Included: 8 square Oxygen jets, Optima blower 750W (1 1/2 h.p.) with 300W heating element, Syllent pump with integrated in-line heater, 4 square Chromotherapy lights and backlit tactile electronic control.



Intertek

COMPLIANCE ATTESTATION
Standard bathtubs
CAN / CSA.B45.5
Hydromassage Standards
CAN / CSA.B45.10 / CSA.C22.2 / UL-1795



Certification ECORESPONSIBLE
First manufacturer of bathroom products in North America to be certified ecoresponsible.



Produits Neptune

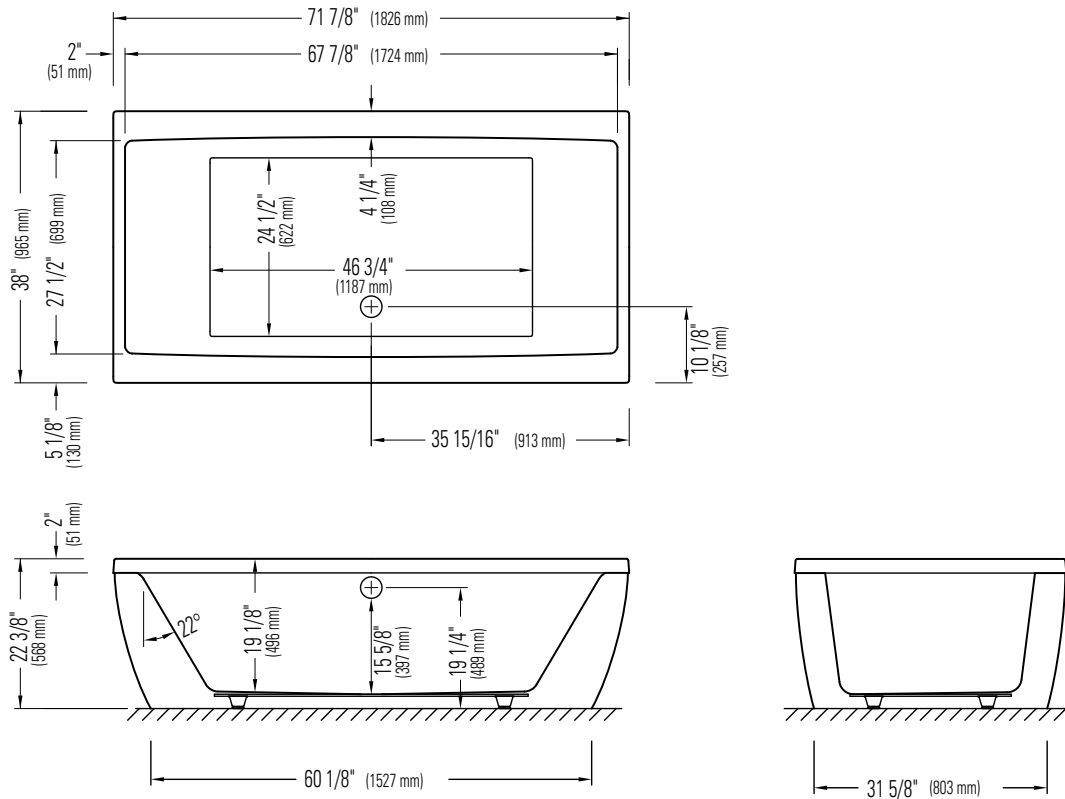
6835, Picard street, Saint-Hyacinthe (Quebec) J2S 1H3
Phone: (450) 773-7058 - Fax: (450) 773-5063
produitsneptune.com



Produits Neptune

SAPHYR 3872

Bathtub



*A bathtub fitted with back jets can cause the pump to protrude by approximately 3" from the overall dimension.

**All dimensions are approximate and subject to change without notice. Please refer to the installation guide before beginning the installation